

EASTERN UNIVERSITY, SRI LANKA

FIRST YEAR SECOND SEMESTER EXAMINATION IN AGRICULTURE – 2010/2011

IT 1201 INFORMATION AND COMMUNICATION TECHNOLOGY (PRACTICAL)



Time: Two hours

Answer all questions.

Q1)

1. Create a folder on the desktop and name it with your **Index number**.
2. Create a sub folder called "**IT1201**" inside your index numbered folder.
3. Create three sub folders as "**IT**", "**CS**" and "**MIT**" within the folder "**IT1201**".
4. By using "MS Word 2007" creates a Document as shown below and save it as "IT1201Word.docx" inside the folder "**IT**". Insert your **Index Number** as Header as well as Your Faculty as Footer.

What is Android?

What is android? This is a simple question but the answer is quite complicated. If you go deeper on the word android, you will get lot of answers for the question what is Android. To answer in a simple way, Android is an operating system for Mobile phones. I will explain more about this in the later part of this article.



APPLICATIONS


Home

Contacts

Phone

Browser



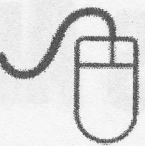

...



- ❖ 1.0– Android beta.
- ❖ 1.5 – Android Cupcake.
- ❖ 1.6 – Android Donut.
- ❖ 2.0/2.1 – Eclair.
- ❖ 2.2.x – Froyo.
- ❖ 2.3.x – Gingerbread.
- ❖ 3.x – Honeycomb

❖ 4.0.x – Ice Cream Sandwich

$$\alpha_{TV} = \frac{(\epsilon - 1)(\epsilon + \epsilon \sin^2 \theta - \sin^2 \theta)}{(\epsilon \cos \theta + \sqrt{\epsilon - \sin^2 \theta})^2}$$

USB		
PS2	 keyboard	 Mouse
LPT		

On the Insert tab, the galleries include items that are designed to coordinate with the overall look of your document. You can use these galleries to insert tables, headers, footers, lists, cover pages, and other document building blocks. When you create pictures, charts, or diagrams, they also coordinate with your current document look.

You can easily change the formatting of selected text in the document text by choosing a look for the selected text from the Quick Styles gallery on the Home tab. You can also format text directly by using the other

controls on the Home tab. Most controls offer a choice of using the look from the current theme or using a format that you specify directly.

To change the overall look of your document, choose new Theme elements on the Page Layout tab. To change the

looks available in the Quick Style gallery, use the Change Current Quick Style Set command. Both the Themes gallery and the Quick Styles gallery

provide reset commands so that you can always restore the look of your document to the original contained in your current template.

Q2)

By using "MS Excel 2007", create a Workbook as shown below and save it as "marksheet.xlsx" inside the folder "CS".

1.

IIT COLLEGE, COLOMBO									
S.No	INDEX NO	IT1201	IT1202	IT1203	IT1204	TOTAL	AVERAGE	RANK	PASS/FAIL
1	AS1201	93	40	55	57				
2	AS1202	82	92	48	70				
3	AS1203	50	94	88	41				
4	AS1204	40	96	39	55				
5	AS1205	85	94	83	94				
6	AS1206	97	45	78	84				
7	AS1207	25	92	85	48				
8	AS1208	66	53	63	57				
9	AS1209	45	78	95	62				
10	AS1210	40	78	97	60				
MINIMUM									
MAXIMUM									

a) Use Microsoft excel functions to:

(i) Find the Total and Average marks for four subjects.

(ii) Find Rank from the average marks.

(iii) Use the table below to find out the Grade for average marks

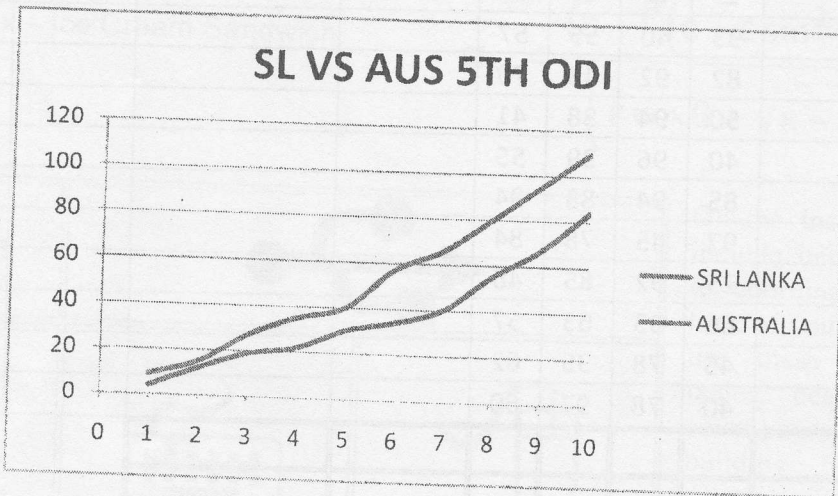
MARKS	Grade
0	F
40	D
50	C
60	B
70	A
90	A+

(iv) Fill the Pass/Fail column using the following condition, if Total Marks is greater than 270 pass otherwise Fail.

(v) Find the highest and lowest marks for each subject.

2. Create the following worksheet and draw the chart given below.

	OVERS									
	1	2	3	4	5	6	7	8	9	10
SRI LANKA	9	15	27	35	40	57	66	80	95	110
AUSTRALIA	4	12	19	4	30	34	40	55	67	84



Q3)

By using "PowerPoint 2007" create a 6-slide presentation about "Eastern University" and save it as "esn.pptx" inside the folder "MIT".

**Hint: you can get the resource from the Eastern University official website (www.esn.ac.lk)

- A title slide with title of your presentation and your registration number.
- An attractive color background or a background template.
- At least four images that support your slide topic.
- Bulleted text with animation effects.
- At least one slide that has a sound effect.
- Transition effects between slides.
- An "End" slide.